



Inline and Side Entry

FILTERS AND STRAINERS



**ISO 9001
CERTIFIED**

Waukesha Cherry-Burrell®

These filter or strainer types are designed primarily for removal of particles of various sizes from a product. They are not intended to remove odors or impurities. Actual performance figures would be rather difficult to offer here. Capabilities vary according to line pressure, size and amount of particles in product, etc.

A PRESSURE DROP THROUGH THE UNIT OF 2 TO 5 PSI OVER NORMAL MEANS FILTER MEDIA SHOULD BE CHANGED.

Protect unit from damage when used with high speed or positive pump by using by-pass or pressure relief system.

Inline and Side Entry Filters and Strainers

PRODUCT FEATURES AND BENEFITS:

Waukesha Cherry-Burrell stainless steel filters and strainers offer sanitary, efficient flow design, flexibility in installation and quick and simple cleanup.

Filters provide a reliable means of removing fine particles from liquids; filtering media must be removed and disposed periodically. Strainers, on the other hand, are coarse filters that remove larger particles; the straining mesh can be reused after cleaning.



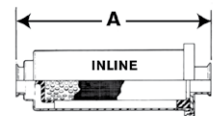
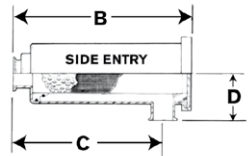
Inline Strainers
1" (25 mm) thru 3"
(76 mm)



Side Entry Strainers
1" (25 mm) thru 4"
(76 mm)

DIMENSIONS:

	inches (mm)	A	B	C	A	B	C	D
BUTT WELD/CLAMP	1.00 (25)	15.75 (400)	14.25 (361)	12.43 (315)	35.37 (898)	33.81 (858)	32.00 (812)	3.50 (88)
	1.50 (38)	15.75 (400)	14.25 (361)	12.18 (309)	35.37 (898)	33.81 (858)	31.75 (806)	3.50 (88)
	2.00 (50)	15.75 (400)	14.25 (361)	11.68 (296)	35.37 (898)	33.81 (858)	31.50 (800)	3.50 (88)
	2.50 (63)	15.75 (400)	14.25 (361)	11.43 (290)	35.37 (898)	33.81 (858)	31.25 (793)	3.50 (88)
	3.00 (76)	15.75 (400)	14.25 (361)	11.43 (290)	35.37 (898)	33.81 (858)	31.00 (787)	3.50 (88)
	4.00 (101)	N/A	14.25 (361)	10.93 (277)	N/A	33.81 (858)	30.50 (774)	3.50 (88)
BEVEL	1.00 (25)	16.18 (410)	14.50 (368)	12.68 (322)	35.81 (909)	34.06 (865)	32.25 (819)	3.75 (95)
	1.50 (38)	16.31 (414)	14.62 (371)	12.56 (319)	35.93 (912)	34.18 (868)	32.12 (815)	3.87 (98)
	2.00 (50)	16.37 (415)	14.62 (371)	12.25 (311)	36.00 (914)	34.18 (868)	31.87 (809)	3.87 (98)
	2.50 (63)	16.75 (425)	14.87 (377)	12.25 (311)	36.37 (923)	34.43 (874)	31.87 (809)	4.12 (104)
	3.00 (76)	17 (431)	14.87 (377)	12.00 (304)	36.62 (930)	34.43 (874)	31.62 (803)	4.12 (104)
	4.00 (101)	N/A	14.87 (377)	11.50 (292)	N/A	34.43 (874)	31.12 (790)	4.12 (104)
FEMALE I	1.00 (25)	16.56 (426)	14.68 (376)	12.87 (326)	36.18 (918)	34.25 (869)	32.43 (823)	3.93 (99)
	1.50 (38)	16.81 (426)	14.81 (376)	12.75 (323)	36.43 (925)	34.37 (872)	32.31 (820)	4.06 (103)
	2.00 (50)	17.18 (436)	14.87 (377)	12.56 (319)	36.18 (918)	34.43 (874)	32.12 (815)	4.12 (104)
	2.50 (63)	17.50 (444)	15.18 (385)	12.62 (320)	37.12 (942)	34.75 (882)	32.81 (833)	4.43 (112)
	3.00 (76)	18.87 (479)	15.18 (385)	12.37 (314)	38.50 (977)	34.75 (882)	31.93 (811)	4.43 (112)
	4.00 (101)	N/A	15.18 (385)	11.87 (301)	N/A	34.75 (882)	31.43 (798)	4.43 (112)
MALE I	1.00 (25)	16.75 (426)	14.31 (363)	12.50 (317)	36.18 (918)	33.87 (860)	32.06 (814)	3.56 (90)
	1.50 (38)	16.56 (420)	14.43 (366)	12.37 (314)	36.43 (925)	34.00 (863)	31.93 (811)	3.68 (93)
	2.00 (50)	16.93 (430)	14.37 (364)	12.00 (304)	36.81 (934)	33.93 (861)	31.62 (803)	3.62 (91)
	2.50 (63)	17.18 (436)	14.56 (369)	12.00 (304)	37.12 (942)	34.12 (866)	31.56 (801)	3.81 (96)
	3.00 (76)	18.56 (471)	14.56 (369)	11.75 (298)	38.50 (977)	34.12 (866)	31.56 (801)	3.81 (96)
	4.00 (101)	N/A	14.56 (369)	11.25 (285)	N/A	34.12 (866)	30.81 (782)	3.81 (96)



Dimensions are measured from this step

Typical product applications

HOW TO BUILD YOUR PART NUMBER:

For ease in ordering, please see the features and options below to select the filter or strainer that fits your needs. Go on-line to our eSales website and order your filter or strainer using the options you selected.

1. Style:

- In-Line
- Side Entry

2. Size:

- Long
- Short

3. Line Size:

- 1" (25mm)
- 1.5" (38 mm)
- 2" (50 mm)
- 2.5" (63 mm)
- 3" (76 mm)

4. Back Up Tube:

- 1/4" (6.35mm) Holes
- 1/8" (3.17mm) Holes
- 1/4" (6.35mm) Holes HD
- None

5. Port Inlet:

- S-Line (S)
- Weld (W)
- Bevel Seat (B)
- Female I-Line (I)
- Male I-Line (MI)
- Q-Line (Q)
- SMS (SMS)
- Din (Din)

6. Port Outlet:

- S-Line (S)
- Weld (W)
- Bevel Seat (B)
- Female I-Line (I)
- Male I-Line (MI)
- Q-Line (Q)
- SMS (SMS)
- Din (Din)

7. Overscreen:

- Cotton (300 Micron)
- Nylon (800 Micron)
- Tuffy 9 (20-25 Micron)
- S.S. mesh (6, 8, 10, 12,16, 20, 24, 30, 40, 50, 60, 80, 100, 150, 200, 325)
- None

8. Elastomer:

- Buna
- FKM
- Silicone
- EPDM
- EPDM SF

9. Tags:

- None
- Stainless Steel Tags
- Paper Tags

Food

- Baby Foods, Soups, Stews
- Tomato Paste
- Fruit Puree
- Vegetables, Diced, Slurries
- Puddings, Jams, Jellies
- Salad Dressings, Mayonnaise



Beverage

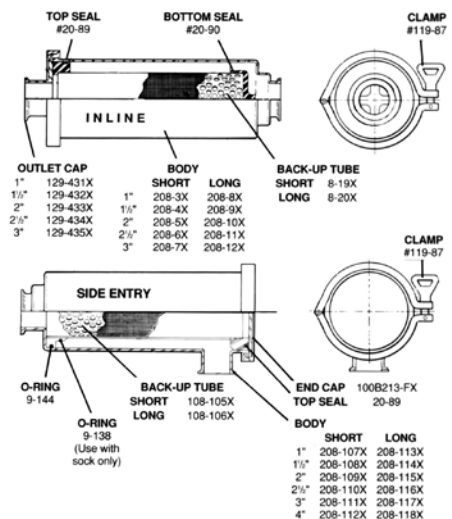
- Beer, Wort, Yeast
- Soft Drinks
- Fruit Concentrates
- Fruit Drinks



REPLACEMENT PARTS - HOW TO ORDER:

Part Numbers for Clamp Type and Buna N:

- For Bevel Connections – Add "T" to Part No. i.e. 129-431TX
- For Female Connections – Add "F" to Part No. i.e. 129-431FX
- For Male Connections – Add "M" to Part No. i.e. 129-431MX
- For Seals & O-Rings in Viton – Add "V" to Part No. i.e. 20-89V
- For Seals & O-Rings in EPDM – Add "E" to Part No. i.e. 20-89E
- For Seals & O-Rings in Silicone – Add "S" to Part No. i.e. 20-89S



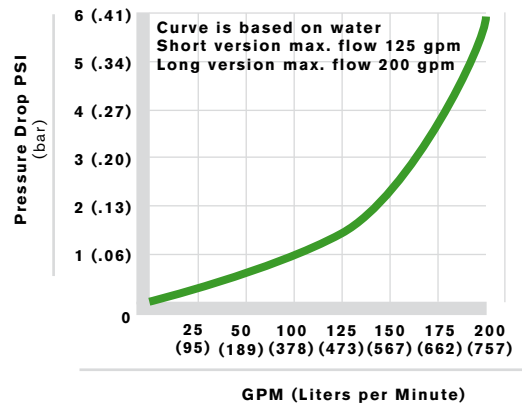


PART NUMBERS FOR SOCK AND MESH RATING:

Mesh	Order Number		Micron Rating	Space Between Wires	% Open	Wire Size
	Short	Long				
6	8-137X	8-138X	3353	0.132	62.7	0.035
8	8-130X	8-131X	2540	0.100	64.0	0.025
10	8-126X	8-127X	1905	0.075	56.3	0.025
12	8-132X	8-133X	1524	0.060	51.8	0.023
16	8-83X	8-84X	1130	0.045	50.7	0.017
20	8-29X	8-30X	864	0.034	46.2	0.016
30	8-85X	8-86X	533	0.021	40.8	0.012
40	8-13X	8-16X	381	0.015	36.0	0.010
50	8-128X	8-129X	280	0.011	30.3	0.009
60	8-31X	8-32X	229	0.009	30.5	0.008
80	8-14X	8-17X	178	0.007	31.4	0.006
100	8-33X	8-34X	140	0.006	36.0	0.004
150	8-15X	8-18X	104	0.004	37.4	0.003
200	8-103X	8-104X	73	0.003	33.6	0.002
325	8-119X	8-120X	43	0.002	30.0	0.014

	Order Number		
Socks	Short	Long	Micron Rating
Cotton	8-23	8-26	513
Nylon	8-24	8-27	800
Tuff	8-25	8-28	38

FILTER/STRAINER PRESSURE DROP CURVE FOR LONG AND SHORT UNITS



Pressure Rating: 200 PSI (30 BAR) @ 70 degrees F (21 degrees C)
Filter Area - Short: 1 ft² (.09 m²), Long: 2 ft² (.18 m²)

SPX FLOW TECHNOLOGY

611 Sugar Creek Road
 Delavan, WI 53115
 P: (262) 728-1900
 F: (262) 728-4904
 E: wcb@spx.com

SPX reserves the right to incorporate our latest design and material changes without notice or obligation.

Design features, materials of construction and dimensional data, as described in this bulletin, are provided for your information only and should not be relied upon unless confirmed in writing. Please contact your local sales representative for product availability in your region. For more information visit www.spx.com.

The green ">" is a trademark of SPX Corporation, Inc.