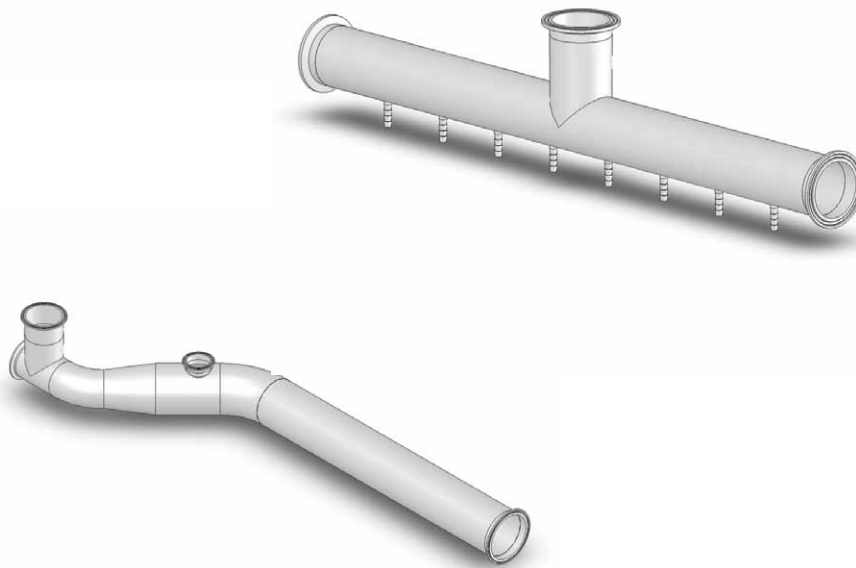


# Custom Fabrications Specialty Fittings



Engineering excellence, allied to stringent quality control, ensures that SPX's unrivalled range of WCB products complies with the highest international standards for hygiene. In the light of growing pressure worldwide to deliver safe, high quality food, all SPX products are designed for easy cleanability, while minimizing the use of valuable resources, such as energy. The WCB product portfolio includes a wide range of pumps, valves, heat exchangers, mixers and homogenizers designed for use in the food, dairy and brewing industries, as well as in chemical, healthcare, pharmaceutical processing and heavy industries.

## Specialty Products

Over the years, Waukesha Cherry-Burrell has devoted its resources toward producing the highest quality fittings serving multiple process industries worldwide. As new products evolve, new markets are established, and more stringent requirements are specified, Waukesha Cherry-Burrell has and will continue to meet these requirements.

As demand increases for the integration of modular systems and equipment into the process industry, so has the demand for specialty products. Waukesha Cherry-Burrell has again reconfirmed our commitment to our customers by lowering costs and delivering high quality fabrications even faster.

Our commitment of adding experienced people to our team is only one important step towards continued success; the other is adding support of new equipment and the latest design and manufacturing technology such as: CAD and Solid Works Drawing Programs, Orbital Welding Equipment with coupon readout, Boroscope with digital imaging, Weld Maps, Logs and Document Programs.

### PRODUCT FEATURES AND BENEFITS

#### Sanitary Fittings

Constructed of T304 & T316L Stainless Steel.

- S-line
- Weld
- Bevel Seat
- I-line
- Tube OD weld fittings
- John Perry
- Sch 5 and 10
- "Cam" style
- Pipe to Tube adapters
- Spool pieces
- Sweep elbows
- Aseptic fittings



#### BPE Fittings

- Manufactured in accordance to ASME BPE standards
- Available in 1/2" through 6"
- Made of T316L stainless steel. Other alloys available.
- Electropolished fittings available
- MTR (Material Test Reports) provided with each shipment and available on-line for download
- Packaged in resealable bags



#### Butterfly Valves

- 1/2" - 6" (12mm - 152mm) S-Line or Weld
- 316L stainless steel with sanitary finish
- Finish  $\leq 32$  Ra ( $\leq 0.8\mu$ ) -  
*Other finishes available upon request*
- Seal Material - EPDM, FKM, Silicone
- Manual handle and pneumatic actuator options
- APV and WCB branded control tops available



### Ball Valves

- 1/2" - 4" (12mm - 102mm) S-Line or Weld
- 316L Stainless Steel Ball and Body
- Finishes  $\leq 32$  Ra ( $\leq 0.8\mu$ ) -  
*Other finishes available upon request*
- Meets 3A requirements for COP
- Seal material PTFE
- Manual handle and pneumatic actuator options
- APV and WCB branded control tops available



### Related Products

- Rath manufactured tubing in T304 and T316L stainless steel
- Special alloy products in AL-6XN<sup>®</sup> and Hastelloy<sup>®</sup>
- T316 S-Line Clamps
- Hangers
- Sampling Valves
- Check Valves
- Special Gaskets
- T316 13H Hex Nuts



## CUSTOM FABRICATIONS DESIGNED FOR YOUR PROCESS

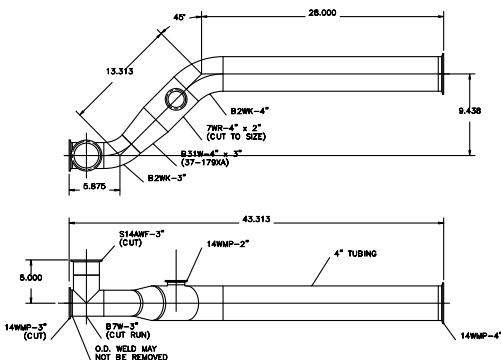
### Designed and Manufactured with Unique Specifications

- Sizes 1/8" - 12" Tube OD
- Finishes Unpolished - 10 Ra Maximum

Waukesha Cherry-Burrell has extensive capabilities to manufacture products unique in design and specification. We have dedicated production cells and people with years of experience to ensure your specifications are met. In today's complex marketplace, we have the versatility and knowledge to manufacture specialty products for use in markets ranging from industrial to high purity.

- Bending (standard radius) unique tangents and configurations
- Welding
- Polishing - Manual handcrafted or Automatic
- Electropolishing
- Passivation
- Niton material identification
- Bar coding
- Special labeling and packaging

All of these in-house capabilities sets us aside from others and gives us the total control to ensure a quality product and on-time deliveries whatever the demand may be.



## Typical Product Applications

### Beverage

- Fruit juice
- Liquid sugar
- Yeast
- Cider



### Food

- Mayonnaise
- Chocolate
- Soups and sauces
- Fruit preserves



### Dairy


- Cream
- Butter
- Margarine
- Cheese curd
- Cottage cheese



### Pharmaceuticals &

### Toiletries

- Sugar solutions
- Protein solutions
- Toothpaste
- Shampoo



# Custom Fabrications

**SPECIALTY FITTINGS**



Based in Charlotte, North Carolina, SPX Corporation (NYSE: SPW) is a global Fortune 500 multi-industry manufacturing leader. For more information, please visit [www.spx.com](http://www.spx.com)

#### **SPX FLOW TECHNOLOGY**

611 Sugar Creek Road

Delavan, WI 53115

P: (262) 728-1900 or (800) 252-5200

F: (262) 728-4904 or (800) 252-5012

E: [wcb@spx.com](mailto:wcb@spx.com)

SPX reserves the right to incorporate our latest design and material changes without notice or obligation.

Design features, materials of construction and dimensional data, as described in this bulletin, are provided for your information only and should not be relied upon unless confirmed in writing. Please contact your local sales representative for product availability in your region. For more information visit [www.spx.com](http://www.spx.com).

The green ">" is a trademark of SPX Corporation, Inc.

ISSUED 04/2012 FH-1870

COPYRIGHT © 2012 SPX Corporation