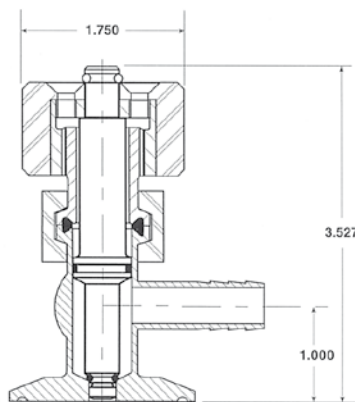

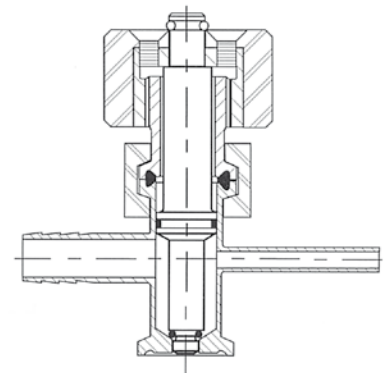




W30 High Pressure/ High Temperature Sample Valve

Features:

- 316L Stainless Steel Construction Machined from Solid Bar Stock with All Surfaces Machined 32RA or Better
- Product Line or Vessel Connection 3/4-Inch Weld, 1/2-Inch "S" Clamp, 1-1/2-Inch "S" Clamp
- SIP – Steam or Water Flush Connection 1/8-Inch Stainless Steel Tube
- Large Knurled Nylon Handle with Waukesha 88 (Non-Gauling Alloy) Metal Liner
- Stem Travel Limited for Increased Safety
- Quick Disassembly for Inspection or Cleaning by Removal of 3/4-Inch Body "S" Clamp
- Product Discharge 1/4-Inch Hose Barb or 3/8-Inch Hose Barb
- Teflon Seal with Special Pressure Reducing Orifice Prior to Seal
- Viton O-Ring and Body Gasket



**ISO 9001
CERTIFIED**



SPX Process Equipment, 611 Sugar Creek Road, Delavan, WI 53115
Phone: (262) 728-1900 or (800) 252-5200 Fax: (262) 728-4904 or (800) 252-5012
E-mail: wcb@spx.com

For more information about our worldwide locations, approvals, certifications, and local representatives, please visit www.spxpe.com.

SPX reserves the right to incorporate our latest design and material changes without notice or obligation.

Design features, materials of construction and dimensional data, as described in this bulletin, are provided for your information only and should not be relied upon unless confirmed in writing.

Issued: 03/2009 FH-1860A

Copyright © 1997, 2009 SPX Corporation

SPX®